

DANTE

IN BROADCAST

DANTE SYSTEMS IN BROADCAST APPLICATIONS

DANTE BROADCAST APPLICATIONS

RADIO

- Live broadcast and production studios.

REMOTE PRODUCTION

- Remote trucks, portable systems, fly away kits, etc..

TELEVISION

- Used by major networks for in studio, live, and recorded events.

BENEFITS OF DANTE IN BROADCAST

- ✓ Audinate guarantees the interoperability of Dante devices from all manufacturers.

- ✓ Easy to install, configure, and integrate into existing Gigabit infrastructure.

- ✓ The most licensees of any AoIP protocol out there. Over 350, with over 1000 Dante products now available.

- ✓ Glitch-free redundant networking is available on many Dante-enabled products.

DANTE FOR RADIO



Radio Darmstadt in Germany

- Three studios that are used for either live broadcasting or pre-production.
- AoIP infrastructure based on Studer OnAir 1500 mixing consoles, Studer SCore routing and Audinate's Dante audio networking technology.

“The new Studer consoles allow us to extend Dante integration and unify our entire workflow. We are proud to be one of the first radio stations to integrate Studer mixing consoles, I/O routing, call management systems, third-party systems and software with Dante.”

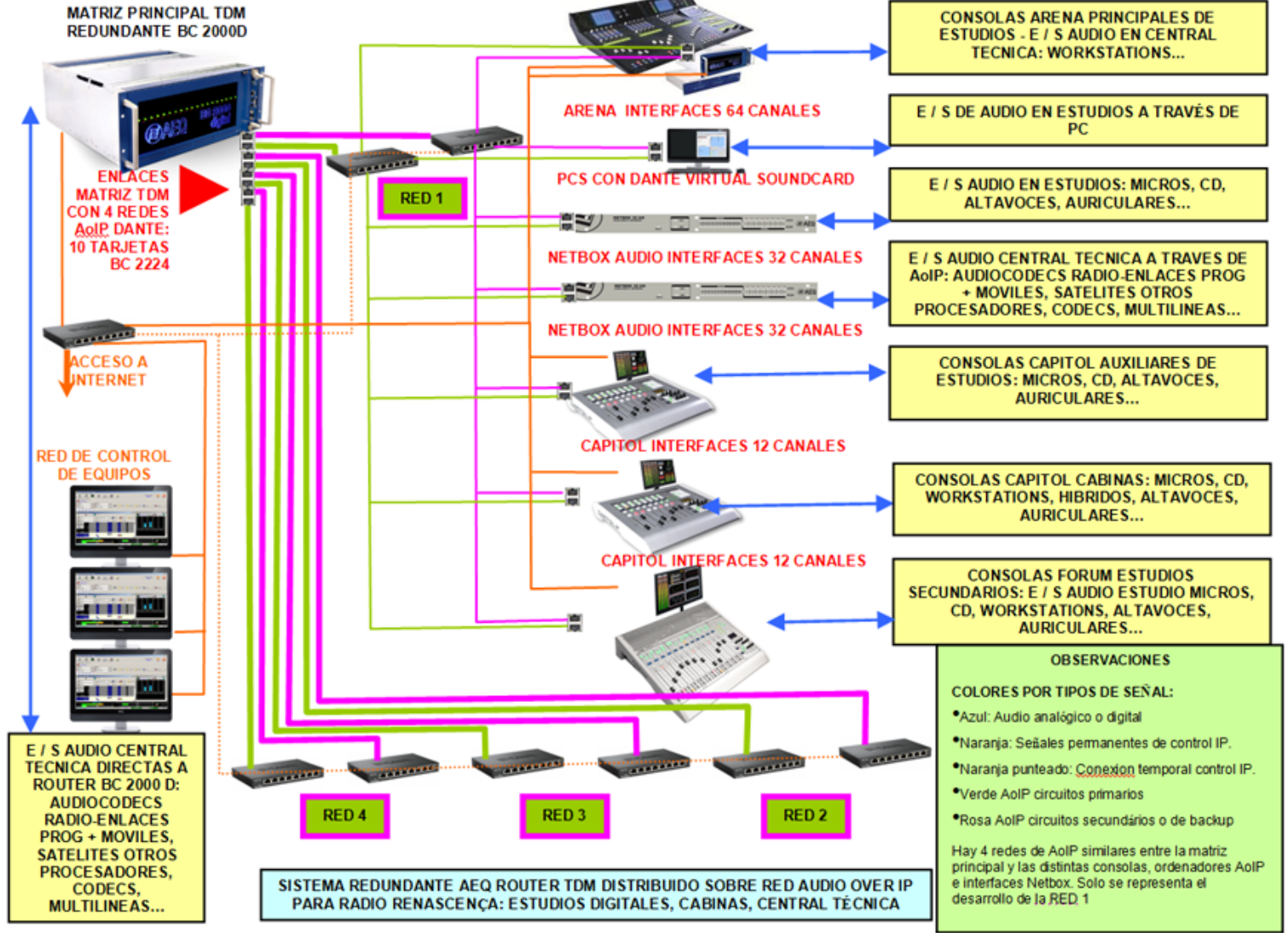
Günter Eisbach, Managing Director of Studio, Broadcast, and Technology at Radio Darmstadt.

DANTE FOR RADIO

Radio Renascença, outside of Lisbon, Spain - Equipment and commissioning by AEQ



DANTE FOR RADIO



DANTE FOR REMOTE PRODUCTION

NEP Provides a trio of trucks featuring Dante for the WWE



DANTE FOR REMOTE PRODUCTION

All Mobile Video's Zurich Remote Truck with Dante AoIP



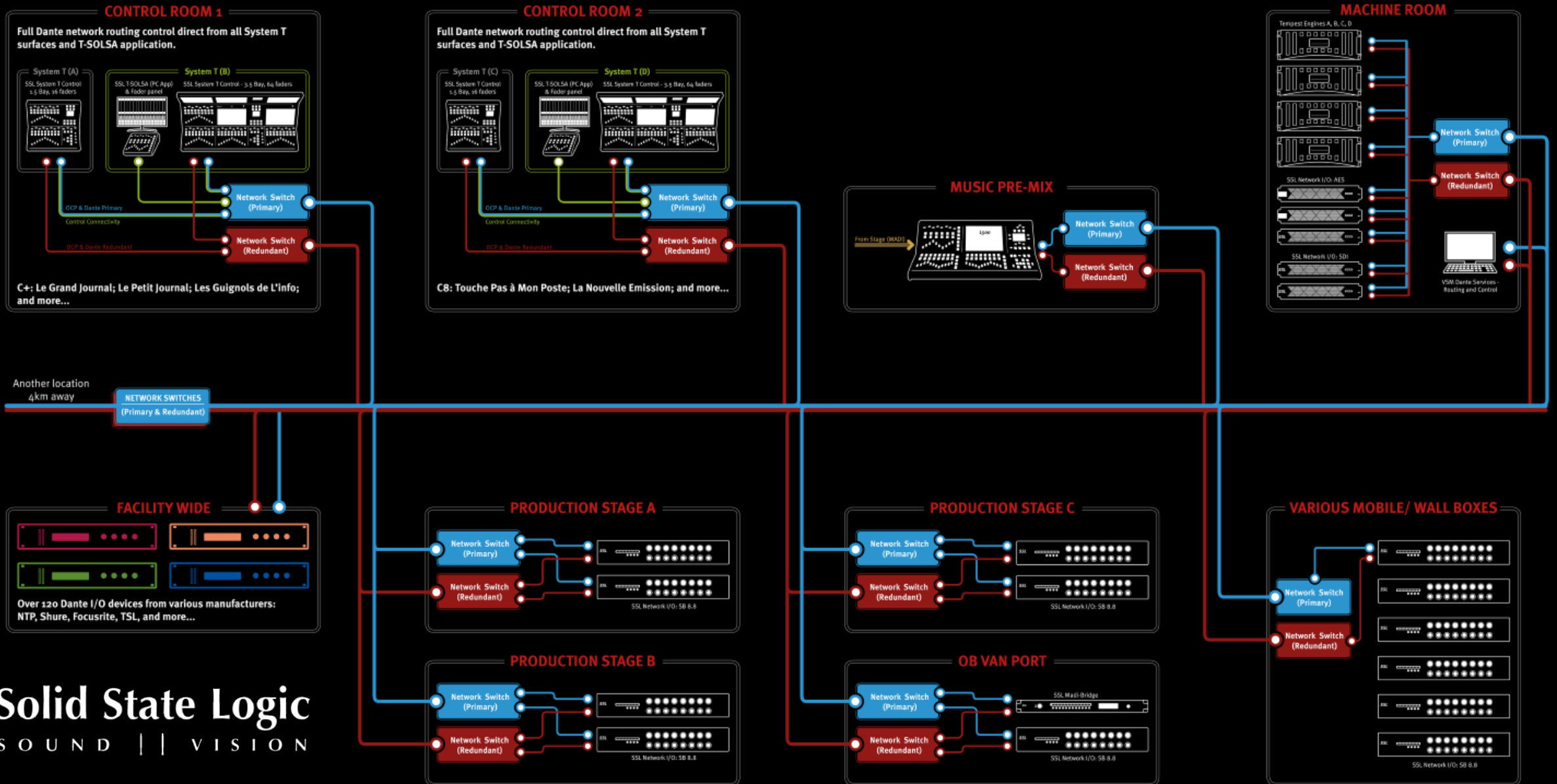
DANTE FOR TELEVISION



DANTE FOR TELEVISION



System T Installation: Canal+, Boulogne.



Solid State Logic
SOUND | | VISION

Central Hall C2627

DANTE FOR TELEVISION



"This facility is proof that a large-scale AoIP network infrastructure can serve a sophisticated round-the-clock broadcast operation. It's made us more flexible - ready for anything."

Charles Lesoil, Head Of Engineering, Canal+



DANTE

DOMAIN MANAGER

COMPLETE NETWORK MANAGEMENT FOR DANTE SYSTEMS

WHAT IS DANTE DOMAIN MANAGER?

- ✓ Dante Domain Manager is server-based software that manages your Dante network

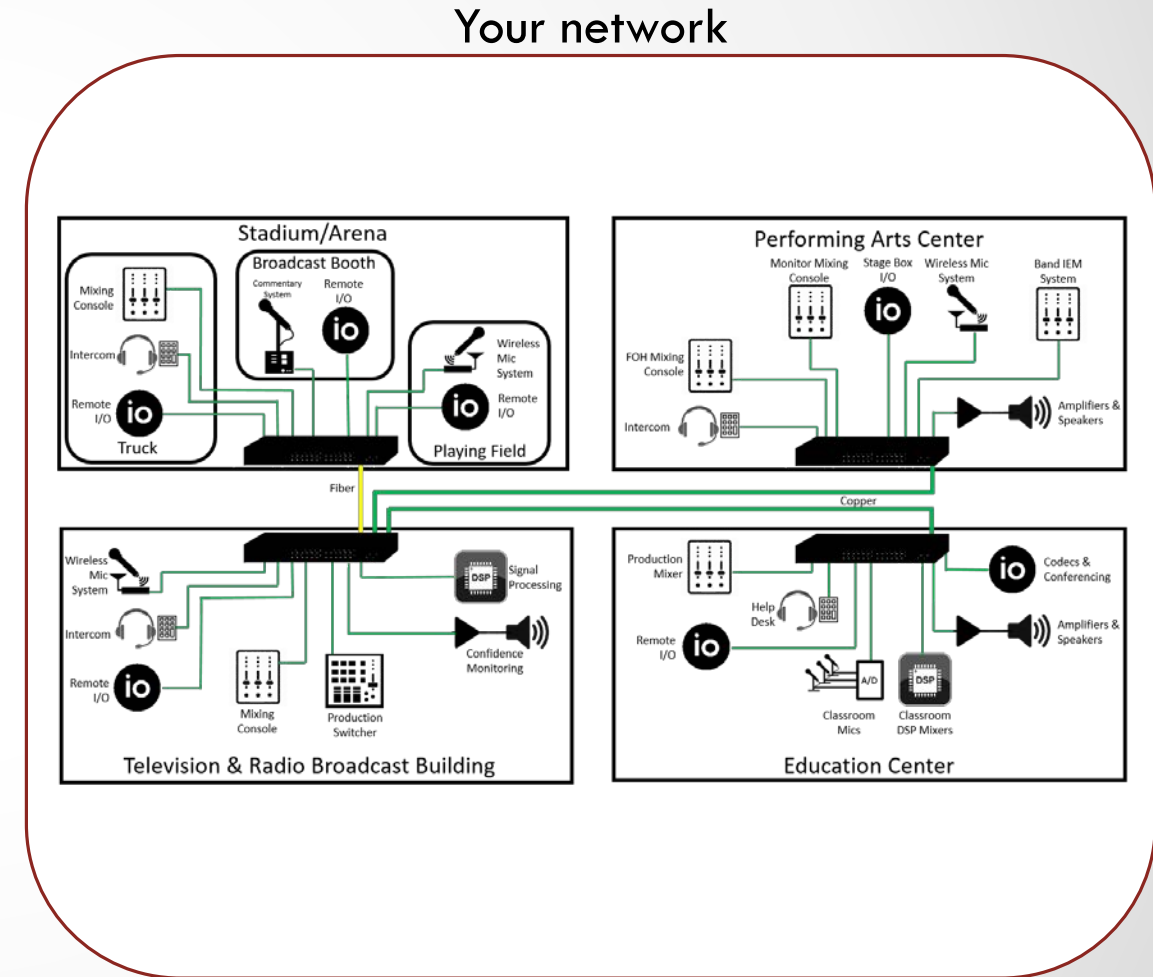
- ✓ Runs on Windows or Linux, desktop and server platforms, or virtual environments

- ✓ Managed with a web browser from computer, tablet or phone

- ✓ Not in the audio path – audio continues even if the server has failed or is unreachable

ABOUT DANTE DOMAINS

- ✓ A Dante Domain is a logical group of devices and users with access controls
- ✓ A Dante Domain may be used to represent a location, building, zone, ...
- ✓ Many Dante Domains can share one underlying network
- ✓ A Dante Domain may span IP subnets
- ✓ A Dante Domain can be isolated



DANTE DOMAIN MANAGER

The screenshot displays the Dante Domain Manager interface. At the top left, the title 'Dante Domain Manager' is visible, and at the top right, the user 'admin' is logged in. A navigation sidebar on the left includes links for Dashboard (with a red alert icon and '1'), Domains, Devices, Users, Roles, Settings, and Audit Log. The main content area features several widgets: 'MOST RECENT' showing 34 user operations and events in the last 24 hours; 'STADIUM' showing 10 enrolled devices with a status list (Clocking, Connectivity, Latency, Subscriptions); '5 MINUTE LOAD AVERAGE' with a gauge showing 10% load average; 'DISK SPACE USAGE' with a gauge showing 73% disk usage; 'PERFORMING ARTS CENTER' showing 3 enrolled devices with a status list (Clocking, Connectivity, Latency, Subscriptions); and '2 INTERNAL SERVICES'. A red callout box is overlaid on the 'PERFORMING ARTS CENTER' widget with the text 'Easy to see, informative alerts'. At the bottom, a 'Law School' widget is partially visible. The version 'Dante Domain Manager v0.1' is shown in the bottom left corner.

DEBNET SCROUSTRING

The screenshot displays the Dante Domain Manager web interface. On the left is a navigation sidebar with options: Dashboard, Domains, Devices, Users, Roles, Settings, and Audit Log. The 'Domains' section is expanded, showing three domains: Performing Arts Center, Stadium, and Law School. A red box labeled 'Domains' points to this list. At the bottom of the sidebar are 'ADD DOMAIN' and 'DELETE DOMAIN' buttons. The main content area is titled 'Devices' and shows two subnets: 10.10.70.0/24 and 10.10.72.0/24. A red box labeled 'Devices in domain' points to the top of the first subnet's table. The table for 10.10.70.0/24 lists devices: Stage Manager's Mic, Stage Box, House DSP, FOH Console, RTL Intercom, and House Amplifier. A red box labeled 'Subnets in domain' points to the first two rows of this table. The table headers are NAME, ENROLL STATE, and CONNECTIVITY. The bottom of the interface shows 'Dante Domain Manager v0.1'.

NAME	ENROLL STATE	CONNECTIVITY
Stage Manager's Mic	ENROLLED	ONLINE
Stage Box	ENROLLED	ONLINE
House DSP	ENROLLED	ONLINE
FOH Console	ENROLLED	ONLINE
RTL Intercom	ENROLLED	ONLINE
House Amplifier	ENROLLED	ONLINE

DEFINE USERS AND PRIVILEGES

The screenshot displays the Dante Domain Manager web interface. The top left shows the application name and a user dropdown set to 'admin'. A sidebar on the left contains navigation links for Dashboard (with a notification badge), Domains, Devices, Users, Roles, Settings, and Audit Log. A search bar is located above a list of users: 'admin' and 'Kelly S'. The main content area is titled 'User Details' and features 'ADD' and 'CANCEL' buttons. Below this, a form for creating a user is shown with the following fields: USERNAME* (Danu), PASSWORD* (masked with dots), CONFIRM PASSWORD* (masked with dots), and EMAIL ADDRESS (dvino@example.com). A red rectangular box highlights the 'Privileges' section, which includes a 'DEFAULT ROLE' dropdown menu currently set to 'Domain Administrator'. Below this is the 'Domain-Specific Privileges' section, which includes an 'ADD DOMAIN ROLE' button and a table with columns for DOMAIN and ROLE. The table contains one entry: Stadium (Domain) and Domain Administrator (Role), with a 'REMOVE' button next to it.

LIMIT ACCESS TO KEY FUNCTIONS

The screenshot displays the Dante Domain Manager interface. On the left is a navigation sidebar with options: Dashboard, Domains, Devices, Users, Roles (highlighted), Settings, and Audit Log. The main content area is divided into three sections: Role Details, Configuration Privileges, and Inspection Privileges. The Role Details section shows the 'Operator' role selected. The Configuration Privileges section lists three items: 'CONFIGURE ROUTING' (enabled), 'CONFIGURE CLOCKING' (disabled, highlighted with a red box), and 'CONFIGURE DEVICE SETTINGS' (enabled). The Inspection Privileges section lists three items: 'INSPECT DOMAINS' (enabled), 'INSPECT ROUTING' (enabled), and 'INSPECT DEVICE SETTINGS' (enabled). The top right corner shows the user 'admin' and the bottom left corner shows the version 'Dante Domain Manager v0.1'.

AUDIT LOG

Dante Domain Manager admin ▾

- Dashboard
- Domains
- Devices
- Users
- Roles
- Settings
- Audit Log

Thu Jan 26 2017 11:46:27 AM	Created user account	Created user account Kelly S - fullname: Kelly S, password: *****, email: ksmith@example.com, defaultRole: Operator	admin 10.8.0.6	
Thu Mar 09 2017 6:47:39 PM	Relabelled Tx channel	Added label Pgm R to Tx channel 4	admin 169.254.60.246	RU-LB4-0a23f7 169.254.248.35
Thu Mar 09 2017 6:47:29 PM	Labelled Rx channel	Relabelled Rx channel 4 to Main Mix Out	admin 169.254.60.246	RU-LB4-0a23f7 169.254.248.35
Thu Mar 09 2017 6:47:13 PM	Labelled Rx channel	Relabelled Rx channel 3 to ALS Out	admin 169.254.60.246	RU-LB4-0a23f7 169.254.248.35
Thu Jan 26 2017 10:41 AM	Clock out of sync	Clocking of UltimoX2-900010 enrolled in green out of sync	UltimoX2-900010 10.10.70.65	
Jan 26 2017 10:40 AM	Clock sync restored	Clocking of BKNII-06ea1c enrolled in green restored	BKNII-06ea1c 10.10.70.74	
Jan 26 2017 10:39 AM	Clock sync restored	Clocking of Ultimo4-0a180f enrolled in green restored	Ultimo4-0a180f 10.10.72.51	

Dante Domain Manager v0.1

Who did what,
and when

SNMP INTEGRATION

The screenshot displays the ServiceNow IT Service Management Suite interface. At the top, the logo "servicenow™" and "IT Service Management Suite" are visible. The user is logged in as "ITIL User" in the "global" domain. The main content area shows an "Incident" form with the following details:

- Number: INC11092
- Caller: [Empty]
- Location: San Diego West
- Configuration item: [Empty]
- Impact: 3 - Low
- Urgency: 3 - Low
- Priority: 4 - Low
- Short description: new meeting office 365
- Opened: 2014-11-18 11:45:41
- Opened by: ITIL User
- Incident state: New
- Category: Inquiry / Help
- Escalation: Normal
- Assignment group: [Empty]
- Assigned to: [Empty]

Below the incident form, a "Knowledgebase" search overlay is active, showing search results for "new meeting office 365". The search results include:

- Search term: new meeting office 365
- Filters: Knowledgebase, Forums, Federated, SharePoint
- Showing 1-5 of 17439 Results
- Categories: All Categories
- Collection: Self-Service, Support Agent
- Attributes: product
- Results:
 - How to: Show-IT - Create a meeting in Outlook Web App in Microsoft Office 365. (5 stars)
 - How to: Create a calendar meeting in Outlook Web App in Microsoft Office 365. (5 stars)

At the bottom of the screen, a network monitoring dashboard is visible, showing various metrics such as "High Transmit Percent Utilization", "Ethernet1 WAN (NetFlow)", and "Bas-HPS400".

WHY DDM SHOULD BE IN EVERY DEAL

DANTE DOMAIN MANAGER

SECURITY



CONTROL

SCALABILITY



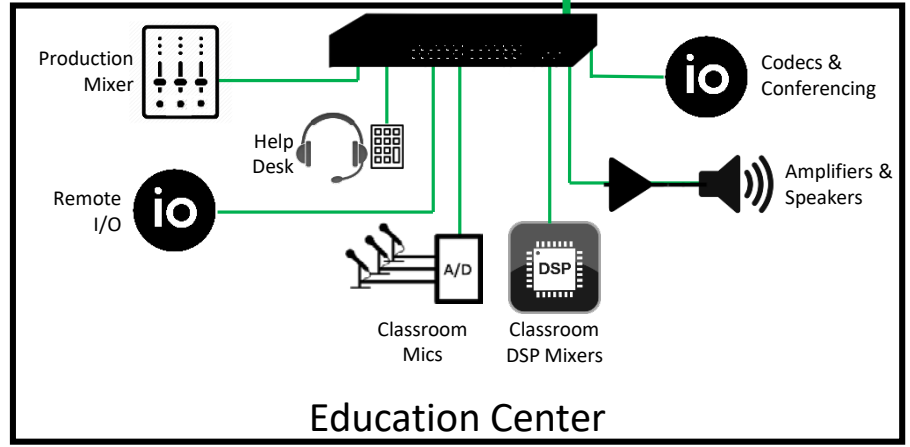
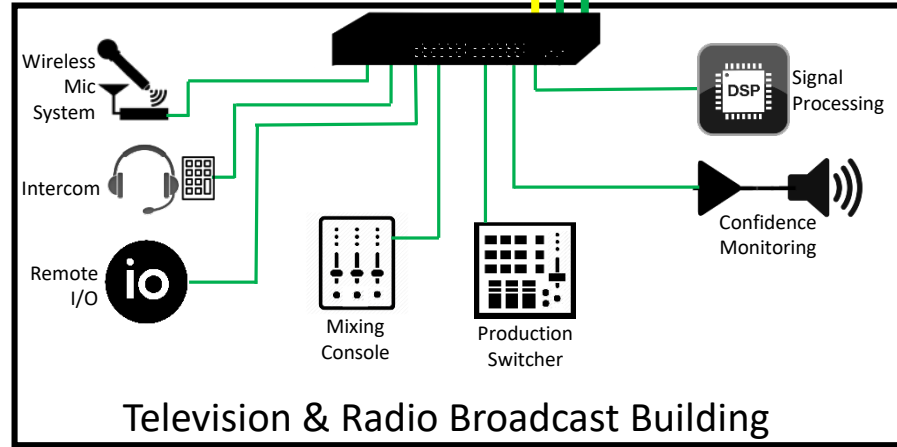
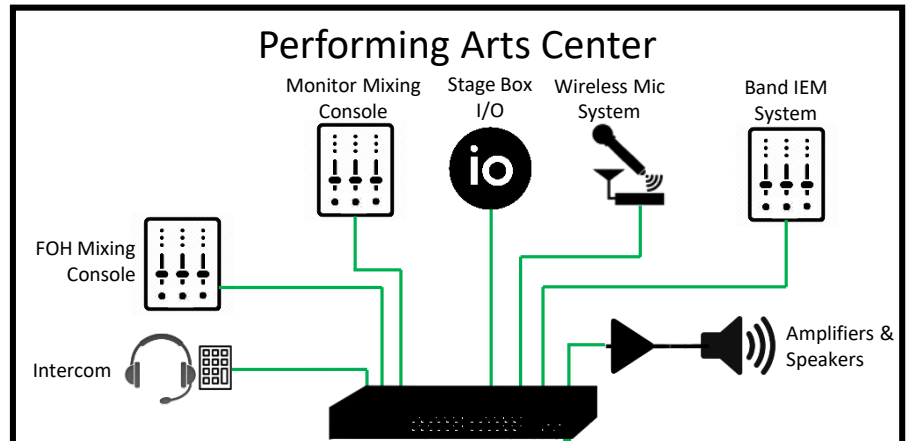
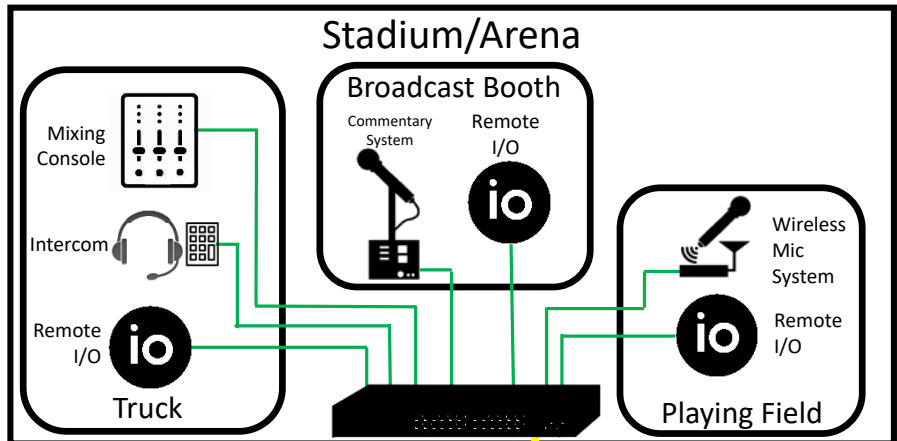
FLEXIBILITY

VISIBILITY



ACCOUNTABILITY

USE CASE: HIGHER EDUCATION



Fiber Copper

SEAMLESS INTEGRATION WITH IT

VIRTUAL SERVER SUPPORT

- Run Dante Domain Manager on virtual machines in data centers

ACTIVE DIRECTORY & LDAP

- Connect Dante Domain Manager to your Active Directory or LDAP server for user management

HIGH AVAILABILITY

- Support for redundant DDM servers in one site

COMMON TOOLS & METHODS

- SNMP Support, Email integration

WHAT CAN I DO WITH THE DDM?

**AV
Managers**



✓ Easily trouble-shoot AV System problems, identify root causes and take corrective actions quickly

**IT
Administrators**



✓ Use my Directory service to manage access to AV systems
✓ Prevent unauthorized changes to AV systems

**System
Integrators,
AV Consultants**



✓ Divide systems into manageable sub-domains
✓ Deploy Dante in campus routed IP networks

**AV System
Owners**



✓ Get notified of AV System issues so they can be actioned immediately

IT BEST PRACTICES HAVE COME TO AV

DANTE DOMAIN MANAGER

THANK
YOU

Corey Boyer
Director of System Solutions, Americas
Corey.boyer@audinate.com
314-749-6373
1200 NW Naito Parkway, Suite 630
Portland, OR 97209